



CENTRAL SANSKRIT UNIVERSITY

Username *

Username

Username cannot be blank.

Password *

[Forgot Password ?](#)

Password

Remember Me

LOGIN



[First Time Login ?](#)

Enter Username & Password and click on Login

If you face any issue kindly share details with [screenshot to the affiliation@sanskrit.ac.in](mailto:affiliation@sanskrit.ac.in)

• Governance

• Academic

• Account Settings

Dashboard

Affiliation

Dashboard →

Visit Affiliation →

Click on Governance then Dashboard

DASHBOARD

Dashboard

AFFILIATION APPLICATIONS

Apply For Affiliation

Late Affiliation Application

Affiliation Correction

Affiliation Applications List

REPORT

Download Job

PAYMENT

Payment History

College Profile



Academic year (2025-04-21 - 2025-11-17)

[Fill College Profile.](#)

Start

Affiliation Application

STATUS : 0 Draft/Pending

STATUS : 0 Payment Pending

Click on Start

- Home
- Institutional Details**
- College Details
- Head / Principal Details
- Governing Body Information
- Management Board
- Financial Details
- Physical Infrastructure
- Other University Programme Details
- Uploads and Declaration



College Basic Details

Select Institute/University For Affiliation

Institution*

Basic Information

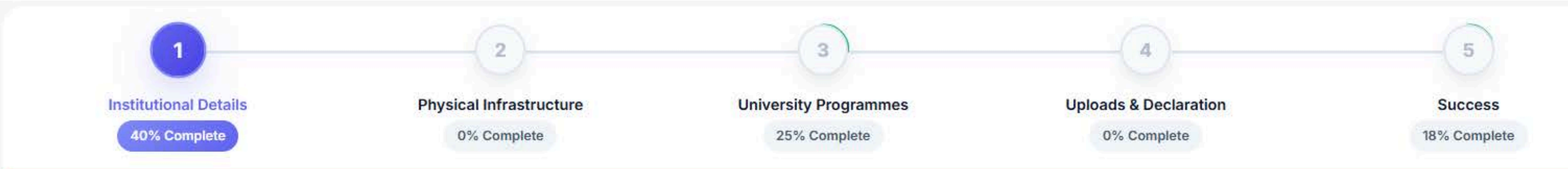
College Type*

College Name*

Year Established*

Have AISHE Code?*

Click on Institutional Details then fill all required fields



Warning!
Kindly ensure that the details for financial details sections are completed. This section requires completion

College Land Details

Note: The extent of land must comply with university norms for the respective course of study.)

Basic Details of the Land Earmarked for the College

Type of property	<input type="text" value="-Select-"/>	Patta No. (Land Record Number)*	<input type="text" value="Enter Patta Number (proof of ownership/lease)"/>
Document No./Dag No.*	<input type="text" value="Enter Dag Number (Unique Plot Identification)"/>	Location specifying the Mouza and corresponding Revenue Town or Village*	<input type="text" value="e.g., Mouza: XYZ, Village/Town: ABC"/>
Value Of Property at time of acquisition (INR)*	<input type="text" value="Value at the time of acquisition (INR)"/>	Present value of property (present market value)*	<input type="text" value="Enter current market value (INR)"/>
Registration Date From*	<input type="text" value="Select Registration Date"/>	Registration Date Till	<input type="text" value="Select End Date"/>
Land use pattern (particulars of house/building/flat/farming over a plot of land)*	<input type="text" value="e.g., residential, agricultural, commercial"/>	Extent Acres*	<input type="text" value="Extent of land in acres"/>
Construction Done in Land Area (sq. ft.)	<input type="text"/>		

Click on Physical Infrastructure then fill all required fields

Home

Institutional Details

Physical Infrastructure

College Land Details

Building Details

Hostel Details

Physical Education Details

Staff Quarter Details

Other University Programme Details

Uploads and Declaration

ⓘ Warning!

Kindly ensure that the details for the land details section are completed. This section requires completion

Building Details

(Note : Please add rooms descriptions such as size, volume, and furniture by clicking the Add Icon in list below for the respective building.)

Building Information

Building Name*

Enter Building Name

Total Building Floors*

Enter the Number of Floors in the Building

Building Composition*

-- Select --

Building Total dimensions (LxBxH) in square feet*

Enter dimensions (LxBxH) in square feet

Building Roof Type*

Enter Roof Type

If NBA (National Board of Accreditation) norms are followed*

-Select-

Is the building disabled friendly*

-Select-

Are fire safety norms followed*

-Select-

Add

Add building details



Building Management

Manage your infrastructure and building details

1
BUILDINGS

0%
COMPLETE

Action Required: 1 building(s) need room details to be completed.

Building Name	Floors	Components	Size (L × B × H in m)	Roof Type	Status	Details	Actions
academic block Building #1	2	Administrative Office HOD's Room	50000	RCC Roof	Pending	View	  

Back

Save and Next

Add room description by clicking on (+) icon otherwise it will be showing as pending

Administrative Office

Administrative Office Size in Sq.ft*

150 ✓

Number Of Administrative Office*

01 ✓

Administrative Office Roof Type*

RCC ✓

Furniture*

Furniture	Quantity	
Table Chair ✓	05 ✓	+

HOD's Room

HOD's Room Size in Sq.ft*

200 ✓

Number Of HOD's Room*

01 ✓

HOD's Room Roof Type*

RCC ✓

Furniture*

Furniture	Quantity	
Table Chair	10	+

Save Back



Fill up room description one by one and save it

Building Management

Manage your infrastructure and building details

1
BUILDINGS

100%
COMPLETE

Building Name	Floors	Components	Size (L x B x H in m)	Roof Type	Status	Details	Actions
academic block Building #1	2	Administrative Office HOD's Room	50000	RCC Roof	Complete	View	  

[Back](#)

[Save and Next](#)

After adding room description and saving it the pending status will change to “Complete”

Institutional Details

Physical Infrastructure

Other University Programme Details

Programmes affiliated with other Universities

Teaching faculties details

Non Teaching Staff

Facilities for Students

Uploads and Declaration

1

Institutional Details

40% Complete

2

Physical Infrastructure

0% Complete

3

University Programmes

25% Complete

4

Uploads & Declaration

0% Complete

5

Success

18% Complete

Warning!

Kindly ensure that the details for staff quarter are completed. This section requires completion

Details of Programmes affiliated with other Universities

Please provide details of any ongoing programmes at your college or institution, excluding those at your current university. If you are from a new college with no ongoing programs, select proceed to the next section.

Existing Programmes

Are there any programs currently being offered that are affiliated with other universities? Please enter 'Yes' if your college or institution is affiliated with multiple universities for different programs?*

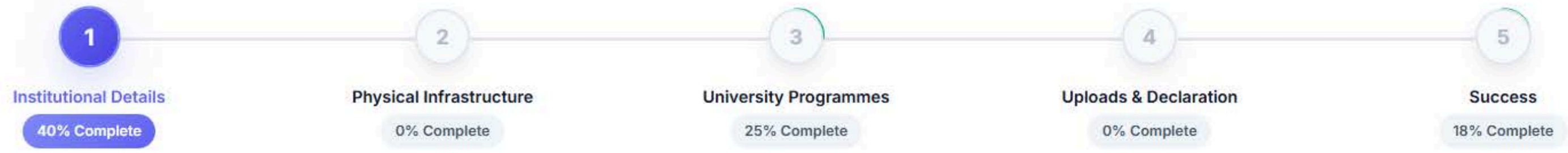
NO

Save

[Back](#)

Click on Other University Programme Details then fill all required fields as applicable

- Home
- Institutional Details
- Physical Infrastructure
- Other University Programme Details
- Uploads and Declaration ✓
- Uploads
- Declaration
- Form Summary



Warning!
Kindly ensure that the details for student facilities are completed. This section requires completion

Upload Required Documents And Certificates

- Extra details for application (kindly upload any extra details in attached pdf format) [pdf] * [+ Select file](#)
- First & last page of bank passbook ((Clearly showing Full Account Details & Last Transaction)) [pdf] * [+ Select file](#)
- Audit Report of Last 3 Years [pdf] [+ Select file](#)
- Details of Course/Program for which you want affiliation from CSU (जिस कक्षा/विषय हेतु आप सम्बद्धता चाहते है उसका विवरण (pdf फाइल संलग्न करें)) [pdf] * [+ Select file](#)
- Hospital Registration Certificate (HRC) (Mandatory for Ayurveda Gurukulam affiliation) [pdf] [+ Select file](#)
- State NOC issued by the Directorate/Commissionerate of AYUSH (As per Annexure I of the NCI (Mandatory for Ayurveda Gurukulam Affiliation) [pdf] [+ Select file](#)

[← Back](#)

[Save and Next →](#)

Click on Upload & Declaration Details then upload all required files

Uploads and Declaration

- Uploads
- Declaration
- Form Summary**

Department	Qualification	Name	Programme Associated With	More Details	Uploads
<u>Department:</u> HNMV <u>Joining Date:</u> 2025-07-01 <u>University Approval No:</u> BVCB41524	<u>Qualification:</u> phd <u>Specialization:</u> general <u>marks %:</u> 65.00	<u>name:</u> mahesh sharma <u>Teaching Exp:</u> 0 <u>Total Exp:</u> 0	(BA) : GHFGH <u>Joining Designation:</u> dr <u>Current Designation:</u> dr	<u>Present Pay:</u> 0 <u>Total Emoluments:</u> 0 <u>Retire Benefits:</u> <u>PF Deducted:</u> <u>Allowances:</u>	View File View File

Non Teaching Staff Details

Staff Type	Name	Designation	Educational Qualification	Date of Birth	Date of Join	Pay Scale	Total Emoluments
------------	------	-------------	---------------------------	---------------	--------------	-----------	------------------

Facilities for Students Details

Facility	Discription	For Boy	For Girl
----------	-------------	---------	----------

[Back](#)

[Submit](#)

Click on Form Summary then click on Submit button