

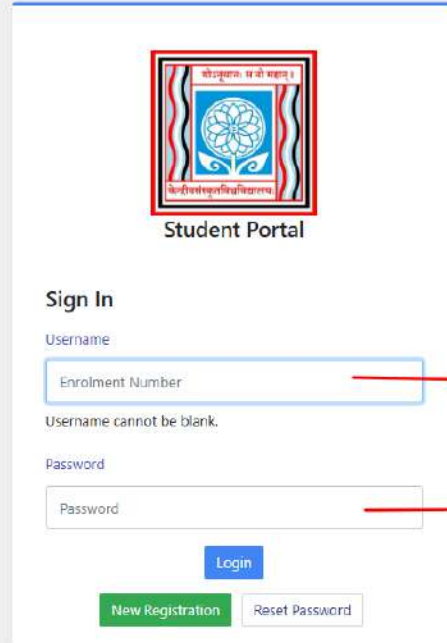
Central Sanskrit University

56-57, Institutional Area, Janakpuri, New Delhi-110058

EXAMINATION SECTION

Process to Download the Admit Card on the Samarth Portal

Step – 1 Go through the following link or Samarth portal.
<https://sanskrit.samarth.edu.in/index.php/site/login>



Student Portal

Sign In

Username

Enrolment Number

Username cannot be blank.

Password

Password

Login

New Registration

Reset Password

When user fill the user name and password & login the Samarth portal then follow the Step 2

Step 2- Click on the Examination drop down

The screenshot shows the Samarth eGov portal dashboard for a student. The top header includes the CSU logo on the left and a user profile section on the right with a 'Public Notice/Results' button. The left sidebar contains a 'Student' menu with various options. The main content area features a blue announcement banner and a white box for the user 'BOSS : SHIKSHA SHASTRI (B.ED.)' with a 'CLICK HERE' button. A red arrow points to the 'Examination' option in the sidebar, which is highlighted with a red background.

CSU

Public Notice/Results

Public Notice/Results

Home / Dashboard

Announcement:

[Create/Link Your Academic Bank of Credits \(ABC\) Account](#)

BOSS : SHIKSHA SHASTRI (B.ED.)

CLICK HERE

© Samarth eGov

Examination

Training & Placement

Click on the Examination option

Step – 3 When you clicking on the Examination drop down option then select the Hall Admit Card option.

CSU

The screenshot displays the CSU Student Dashboard. On the left, a sidebar menu is visible with the following items: 'Student' (with a dropdown arrow), 'Examination' (with an expand/collapse icon), 'Registration', 'Additional Exam Fee', 'Hall Admit Card' (highlighted with a red box), 'Grade Card', 'Apply for EXIT (as per NEP)', and 'Training & Placement' (with a dropdown arrow). The main content area at the top shows the breadcrumb 'Home / Dashboard' and a blue announcement banner that reads: 'Announcement: - Create/Link Your Academic Bank of Credits (ABC) Account'. Below the banner, a white box displays the user's name 'BOSS : SHIKSHA SHASTRI (B.ED.)' and a 'CLICK HERE' button. A red arrow points from the 'Hall Admit Card' menu item to the 'CLICK HERE' button, with the text 'Click on the Hall Admit Card' written in red next to the arrow. At the bottom of the page, the copyright notice '© Samarth eGov' is visible.

Home / Dashboard

Announcement:

- [Create/Link Your Academic Bank of Credits \(ABC\) Account](#)

Hall Admit Card

BOSS : SHIKSHA SHASTRI (B.ED.)

[CLICK HERE](#)

© Samarth eGov

Click on the Hall Admit Card

Step 4 - Click on the view button. (To download the admit card for a specific Semester, student should click the view button corresponding to that semester.)

Examination

Student

Examination

Registration

Additional Exam Fee

Hall Admit Card

Grade Card

Apply for EXIT (as per NIEP)

Training & Placement



Examination Hall Admit Card

Click on the View button

S.No	Reference Number	Programme	Examination Session / Type	Enrolment Number	Term	Application Status	Action
1	53623	BoSS : SHIKSHA SHASTRI (B.ED.)	2024-25 May	SS/23-24/0697	4 SEMESTER	VERIFIED	View
2	39895	BoSS : SHIKSHA SHASTRI (B.ED.)	2024 December	SS/23-24/0697	3 SEMESTER	VERIFIED	View
3	31662	BoSS : SHIKSHA SHASTRI (B.ED.)	2023-24 May	SS/23-24/0697	2 SEMESTER	VERIFIED	View
4	22643	BoSS : SHIKSHA SHASTRI (B.ED.)	2023-24 December	SS/23-24/0697	1 SEMESTER	VERIFIED	View

**When you clicking on the view button, your admit card will be displayed on the screen.
From there, you can download or print the admit card.**

[Print](#)

	CENTRAL SANSKRIT UNIVERSITY, DELHI ADMIT CARD/HALL TICKET	
Student Name	[REDACTED]	
Enrollment Number	[REDACTED]	
Examination Roll Number	[REDACTED]	
Programmes Name	BoSS : SHIKSHA SHASTRI (B.ED.)	
Semester/Annual	4	
Father's Name	[REDACTED]	
Examination Center	[REDACTED]	

Course Code / Course Title	Examination Date	Reporting Time	Start Time	End Time	Signature of the Invigilator (Per Day)
22SSS4CCTC1 : पाठ्यचर्या विद्यालय (Curriculum and School)	02-05-2025	09:00	10:00	12:00	
22SSS4CCTC2 : पर्यावरण शिक्षा (Environmental Education)	04-05-2025	09:00	10:00	12:00	
22SSS4CCTC3 : समावेशन शिक्षा (Inclusive Education)	06-05-2025	09:00	10:00	12:00	
22SSS4CCTC4 : मूल्य शिक्षा मानवाधिकार शिक्षा च (Value Education and Human Rights Education)	08-05-2025	09:00	10:00	12:00	
22SSS4YPTC5B : योग शारीरिक शिक्षा जनसंख्या शिक्षा च (Yoga Physical Education and Population Education)	11-05-2025	09:00	10:00	12:00	

1. During the examination, the instructions of the invigilator and coordinator must be followed very carefully.
2. Candidates must check their particulars in the Admit Card. In case of any mismatch immediately inform to the Controller of Examinations through e-mail/ Post only with a copy of admit card and relevant proof.
3. Possession of electronics devises like mobile phones (even in switch off mode)/ Calculator/ Pagers etc. is strictly prohibited in the examination premises and it will be treated as use of unfair means. In case of non-compliance, his/her candidature shall be cancelled and he/she may be debarred from appearing in future Central Sanskrit University exams. A suitable legal action in addition, may also be initiated.
4. The candidate will have to sit in the examination room/hall according to the seat number.
5. There will be no arrangement to keep your luggage/ mobile phone in exam centre, you shall be responsible for it.
6. The candidate must carry a valid identity card (such as an Aadhaar Card, Voter ID, or any other valid ID) along with this admit card.