



केन्द्रीय संस्कृत विश्वविद्यालय
संसद के अधिनियम द्वारा स्थापित
५६-५७, सांस्थानिक क्षेत्र, जनकपुरी, नई दिल्ली-११००५८



दिनांक 31.01.2025

परीक्षा विभाग

अधिसूचना/Notification-654

मुक्तस्वाध्यायपीठम् द्वारा संचालित प्रोग्रामों के परीक्षाएं जो दिनांक 01.02.2025 से निर्धारित है, परीक्षार्थियों के प्रवेशपत्र दिनांक 30.01.2025 से लाईव किया जा चुका है। सम्बन्धित परीक्षार्थी समर्थ पोर्टल पर अपने-अपने समर्थ लॉगइन आईडी एवं पासवर्ड के उपयोग से प्रवेशपत्र डाऊनलोड कर सकते हैं।

2. उपरोक्त परीक्षा हेतु विस्तृत आवश्यक दिशानिर्देश सम्बन्धित परीक्षार्थी के ईमेल पर प्रेषित किया जा चुका है। अधिसूचना के साथ भी अवलोकनार्थ संलग्न है।

3. अभ्यास परीक्षा हेतु दिशा-निर्देश भी अधिसूचना के साथ संलग्न है।

सक्षम अधिकारी के अनुमोदनोपरान्त जारी।

The admit cards of the candidates for the examinations of the programs run by Institute of Open and Distance Education which are scheduled from 01-02-2025 have been made live from 30-01-2025. The concerned candidates can download the admit card on the Samarth portal using their respective Samarth login ID and password.

2. Detailed necessary guidelines for the above mentioned examination have been sent to the concerned candidate's email. It is also attached with the notification for perusal.

3. Guidelines for **mock test** are also attached with the notification.

Issued after approval of Competent Authority.

Help Line -09990473756, 022-43661672, 08860968366
Email- msexam@csu.co.in/csumkclcbtexam@gmail.com

(प्रो. पवन कुमार)

परीक्षा नियंत्रक

परीक्षा नियंत्रक
केन्द्रीय संस्कृत विश्वविद्यालय
56-57, इंस्टीट्यूशनल एरिया,
जनकपुरी, नई दिल्ली-58

प्रतिलिपि-

1. कुलपति कार्यालय
2. कुलसचिव कार्यालय
3. अधिष्ठाता (शैक्षणिक), केन्द्रीय संस्कृत विश्वविद्यालय, नई दिल्ली
4. निदेशक, मुक्तस्वाध्यायपीठम्, केन्द्रीय संस्कृत विश्वविद्यालय, नई दिल्ली
5. संयुक्त निदेशक, शैक्षिक विकास केन्द्रम्, मुक्तस्वाध्यायपीठम्, केन्द्रीय संस्कृत विश्वविद्यालय, राजीव गांधी परिसर, श्रृंगेरी, कर्णाटक
6. उप-निदेशक (वित्त), केन्द्रीय संस्कृत विश्वविद्यालय, नई दिल्ली
7. परियोजना अधिकारी, केन्द्रीय संस्कृत विश्वविद्यालय, नई दिल्ली (उपरोक्त के अनुसार समर्थ पोर्टल में व्यवस्था करने तथा उक्त सूचना को विश्वविद्यालय के वेबसाइट पर स्थापित करने हेतु।)
8. सम्बद्ध संचिका

Central Sanskrit University, New Delhi

Examination Section

Dear Student,

Greetings of the Day!

As informed, your upcoming examinations of the programme arranged by Central Sanskrit University, New Delhi will be organized from 01-02-2025 to 13-02-2025 in Online Mode.

With respect to same, Timetable and Admit Card has been declared and following important instruction required to followed and arrangement required to be made as:

Important Instructions related to Examination:

1. Your Exam will be truly Online.
2. Follow the exam time as mentioned in Admit Card.
3. **Exam duration will be of three hours for those students who will be attending both MCQ and Descriptive type examination as mentioned in Admit Card:** Time Table:

3.1 Student will attempt first MCQ type of Examination from 06.00 PM to 07.30 PM and the Descriptive type of Examination from 07.31 PM to 09.00 PM in the evening as per exam timetable. 5 to 10 minutes will be adjusted here and there so anything to worry about.

3.2 Questions type will be MCQ type with 40 questions for 90 Minutes and Descriptive type with 30 questions for 90 Minutes for those students will be attending both MCQ and Descriptive examination.

3.3 A total of 6 questions will be available in Descriptive type of examination, comprising 3 questions worth 5 marks each and 3 questions worth 10 marks each. Students are required to attempt any two questions from both.

3.4 MCQ type of examination question will be attempted from Examination Secured Browser **Exam Software(ExamLive)** (Link is provided below).

3.5 Descriptive type of Examination will be attempted from your Android Mobile Device. Descriptive Type of Examination will be conducted using following url:
<https://csusrv2.examlive.org/login/eventSelection>

3.6 Examination Timetable:
https://www.sanskrit.nic.in/uploads/2025_01_06_MSP_Time_Table.pdf

4. **Exam duration will be of three hours for those students who will be attending only MCQ type of examination as mentioned in Admit Card:**

4.1 Student who given all three hours from 06.00 PM to 09.00 PM in the evening as per exam timetable.

4.2 Questions type will be MCQ with 70 questions for 3 Hours MCQ Based Examination only.

4.3 MCQ type of examination question will be attempted from Examination Secured Browser **Exam Software (ExamLive)** (Link is provided below).

4.4 Examination Timetable:
https://www.sanskrit.nic.in/uploads/2025_01_06_MSP_Time_Table.pdf

5. Language of Questions will be Sanskrit for Sanskrit Subjects and for Modern subjects it will be English.
6. For every correct answer one mark each will be awarded. There is no negative marking.
7. For any kind of query with university regarding the examination, please contact us on the following contact number or send it to by e-mail:

Contact-09990473756

Email-mspexam@csu.co.in

A) Important Arrangement for Students who will be attending the exam from their home location (MCQ Questions):

Those students who will be attending the examination from their home location required to make the arrangement of laptop or desktop on their own and required to make the following arrangement related to exam software for successful conduction of exam:

Examination Secured Browser Exam Software(ExamLive) Requirement:

Basic Hardware requirements to install the software are as follows:

1. Minimum Recommended Hardware Configuration:

- 1.3 GHz processor or above
- HDD - 10 GB Free Hard Disk Space on C drive
- 2 or \$ GB RAM (1 or 2 GB RAM should be free & usable)
- Computer peripherals viz. Monitor, Mouse, Keyboard
- Inbuilt Camera (in case of laptop) or external Web Camera(in case of desktop). **Camera is Mandatory. Without Camera exam will not start.**

2. Minimum Recommended Software Configuration

-Any of the below window's operating system installed on C Drive:

- Windows 10, 32/64 Bit Operating System
- Anti-Virus
- Display/Graphics Drivers
- Audio and Video Drivers
- Internet (Minimum Broadband Internet connectivity with speed of 256 kbps or above required throughout the examination). **The Internet is Mandatory.**

3. Please download the Exam Software (ExamLive) form this

Link: <https://fileshare.mkcl.org/index.php/s/BfP2N3zJEs9ww38>

B) Important Arrangement for Students who will be attending the exam from their home location (Descriptive Questions):

- ✓ Any Android Device (preferably device not older than 3 years) and Stand/box/any object to hold your Mobile Device.
- ✓ Google Chrome Installed
- ✓ Functional Front Camera
- ✓ Functional Back Camera
- ✓ Functional Mic
- ✓ Blue Ball Pen
- ✓ One Line Pages for attempting the questions
- ✓ Disable the Lock feature of mobile device before the exam, if possible, for smooth conduction of exam.
- ✓ Internet is mandatory.
- ✓ Descriptive Type of Examination will be conducted using following url:
<https://csusrv2.examlive.org/login/eventSelection>

C) Login Credentials Details:

Exam Login Credentials for Mock and Final Exam (MCQ & Descriptive Type Examination) is as follow:

Username: your registered mail id with university

Password: your enrolment no.

Important Note:

1. Mock Exam Will be visible from 31st Jan 2025 09.00 AM and will remain active till 13th Feb 2025 to make you familiar with Exam Software. Mock Exam is optional.

2. Final Exam will be visible as per Annual Examination Timetable declared by university. Final Exam is Mandatory.

3. You can check the Annual Examination Timetable using this link:

https://www.sanskrit.nic.in/uploads/2025_01_06_MSP_Time_Table.pdf

D) Step to attempt/enable the Mock and Final Test (MCQ & Descriptive Type Examination):

Please refer to the User Guide for attempting/enabling the Mock and Final Test (MCQ & Descriptive Type Examination):

1. User Guide- Step to Attempt Mock and Final MCQ Exam:
<https://fileshare.mkcl.org/index.php/s/qXpZitensdJ82Ea>
2. User Guide- Step to Attempt Mock and Final Descriptive Exam:
<https://fileshare.mkcl.org/index.php/s/QnMp9DQMjPAsZFM>

For any kind of support related to Exam Software you can reach us at Exam Support @ 022-43661672 (Monday to Sunday 09.30 AM to 09.30 PM) OR write us the mail at csumkclcbtexam@gmail.com for all better support.

Regards,

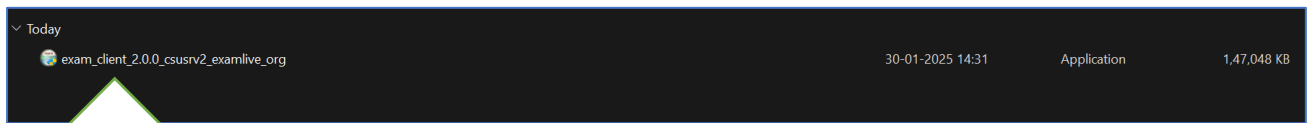
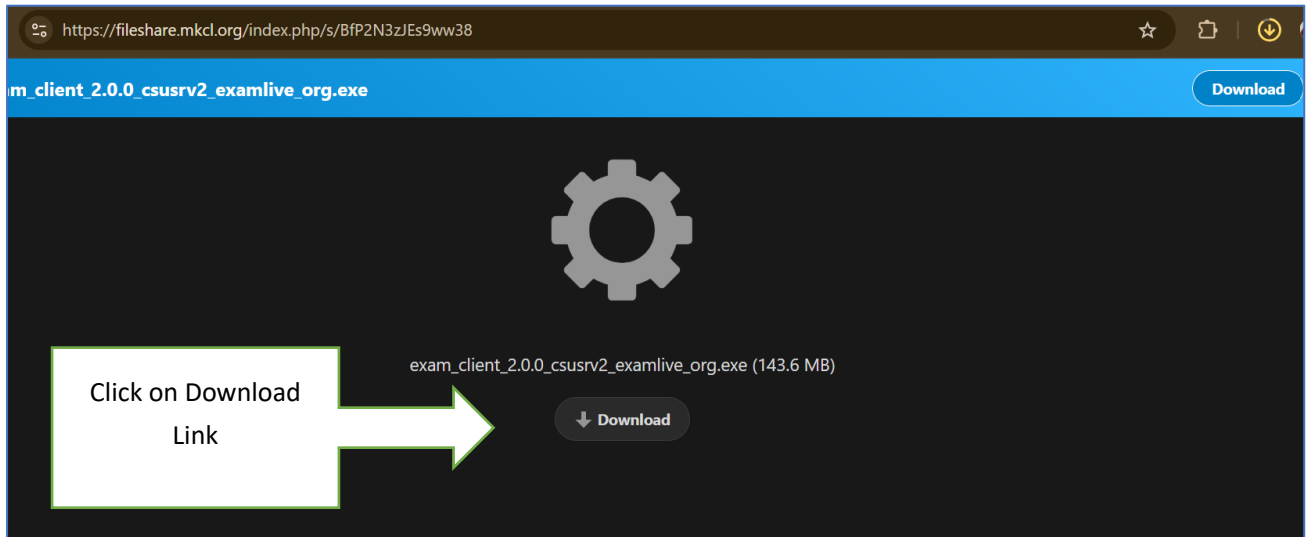
Central Sanskrit University, New Delhi- Exam Support

User Manual for Candidate

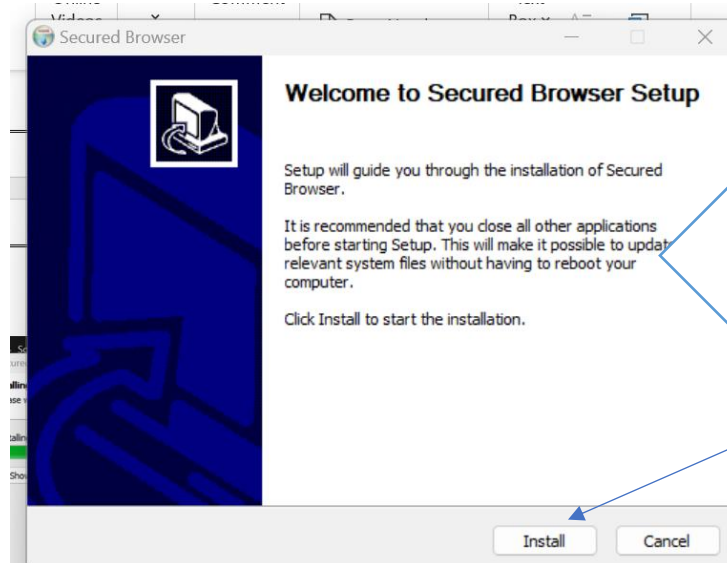
(Step to attempt the MCQ Based Mock and Final Exam)

Step 1: Download and install the exam software using following mentioned link:

<https://fileshare.mkcl.org/index.php/s/BfP2N3zJEs9ww38>

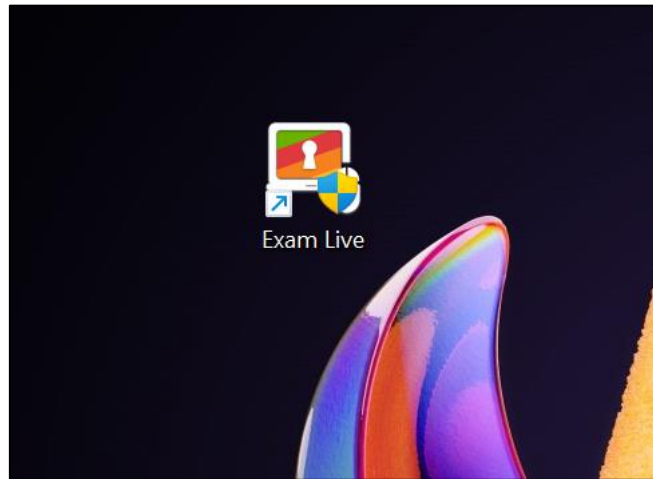


After download, the name of software will be visible as. Double Click on this and start the installation.

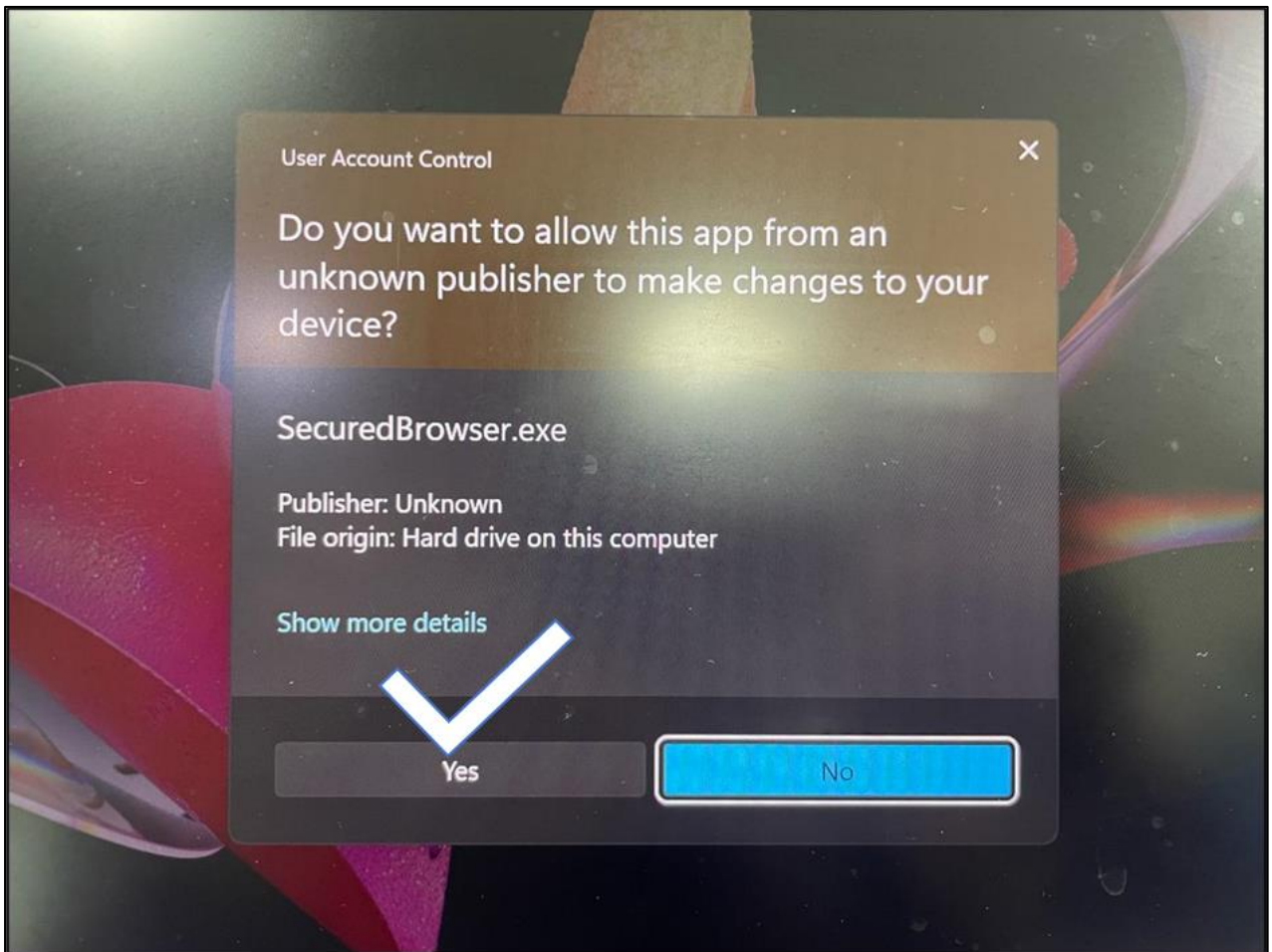


After Double Click and allowing as Yes and This Screen with Install Button will be visible. Please Click on Install Button.

Step 2: Check the following ExamLive icon visible on your desktop:



Step 3: To access the ExamLive, double Click on the ExamLive Icon and Click on “Yes” Button



Step 4: Select the Exam Event (MCQ Based Mock and Final Exam) and Proceed:

Please Select Exam Event

| Sr. | Exam Event Name | Description | Select |
|-----|---------------------------------|--|-----------------------|
| 1 | Exam Event Name will be visible | Final Exam or Mock Exam Description will be visible. | <input type="radio"/> |

Click on Select Button as per Exam Event.

Proceed

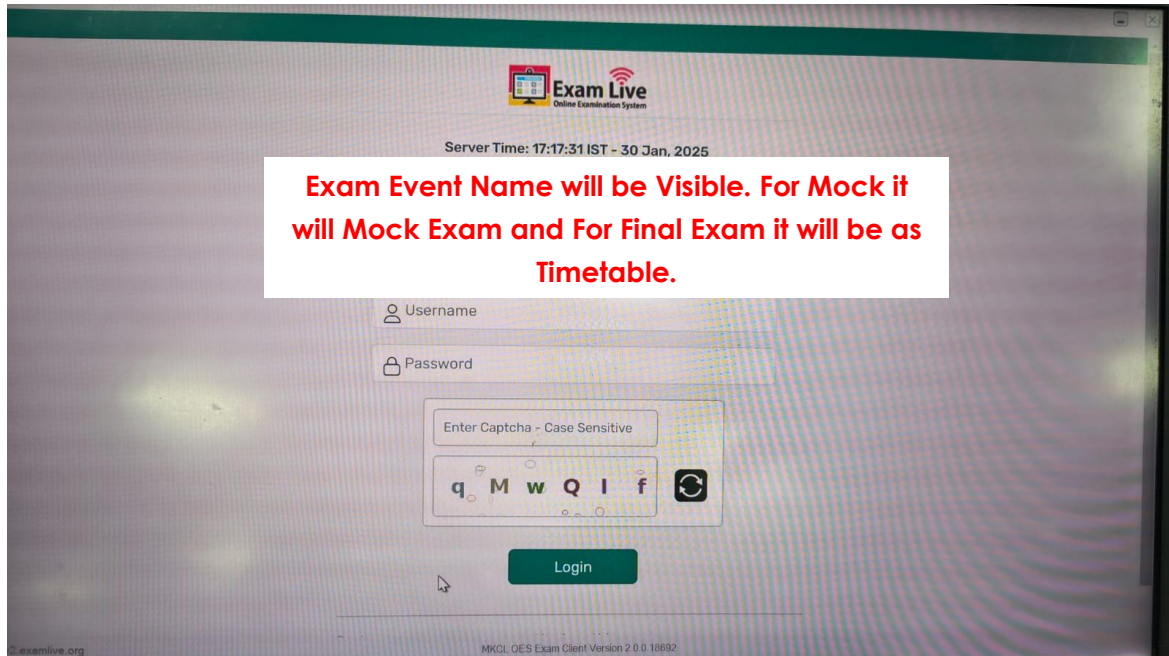
Important Note:

1. Mock Exam Will be visible from 31st Jan 2025 09.00 AM and will remain active till 13th Feb 2025 to make you familiar with Exam Software. **Mock Exam is optional.**

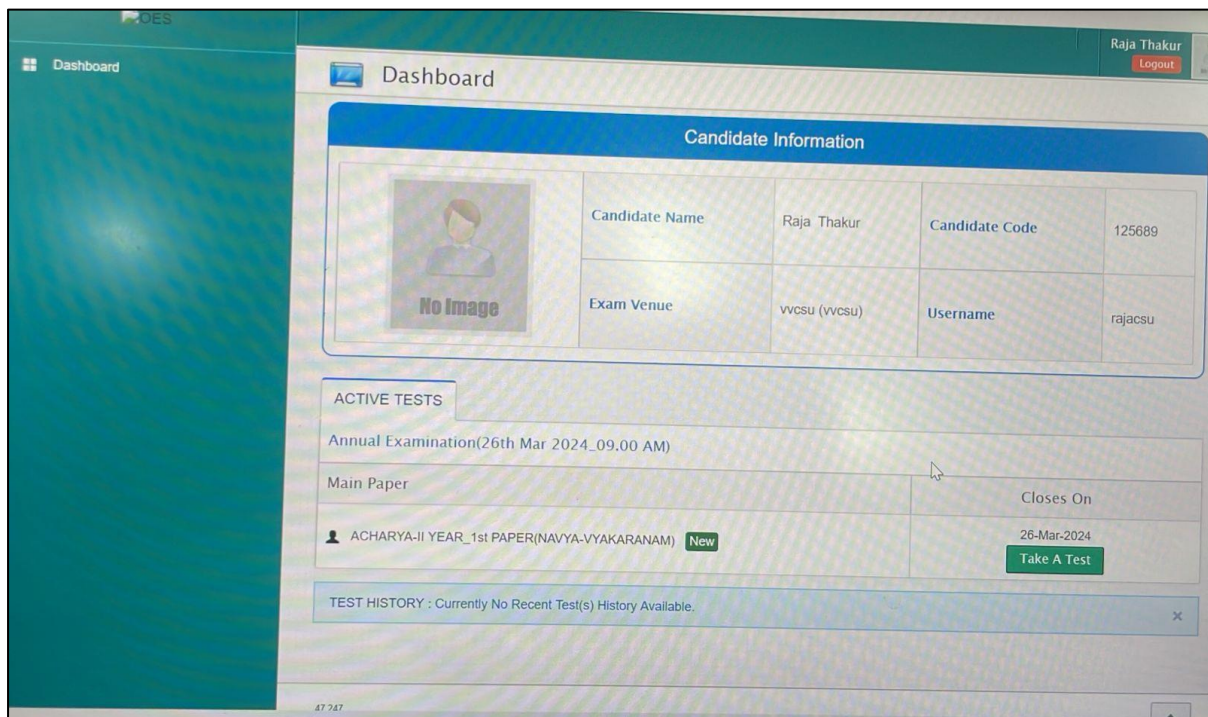
2. Final Exam will be visible as per Annual Examination Timetable declared by university. **Final Exam is Mandatory.** You can check the Annual Examination Timetable using this link:

https://www.sanskrit.nic.in/uploads/2025_01_06_MSP_Time_Table.pdf

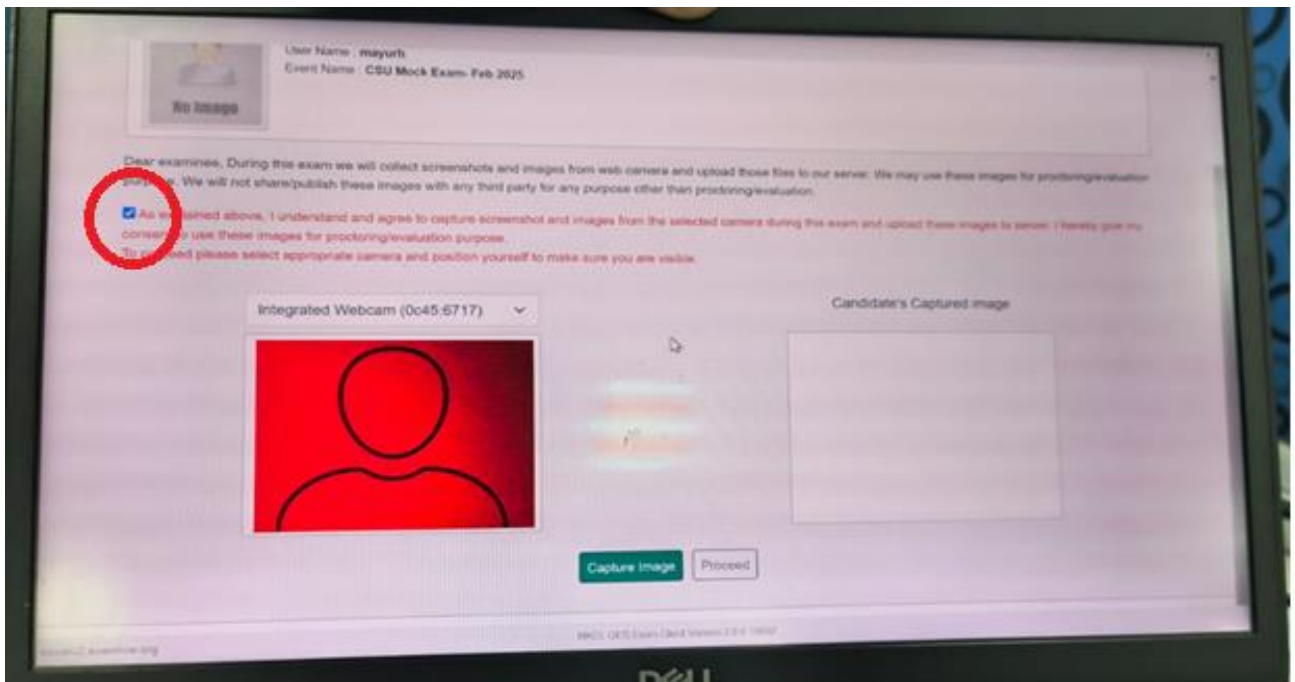
Step 5: Enter the Login Credential Details:(your university registered mail id as username and your Enrollment no. as password. It will be same for both mock and final exam)



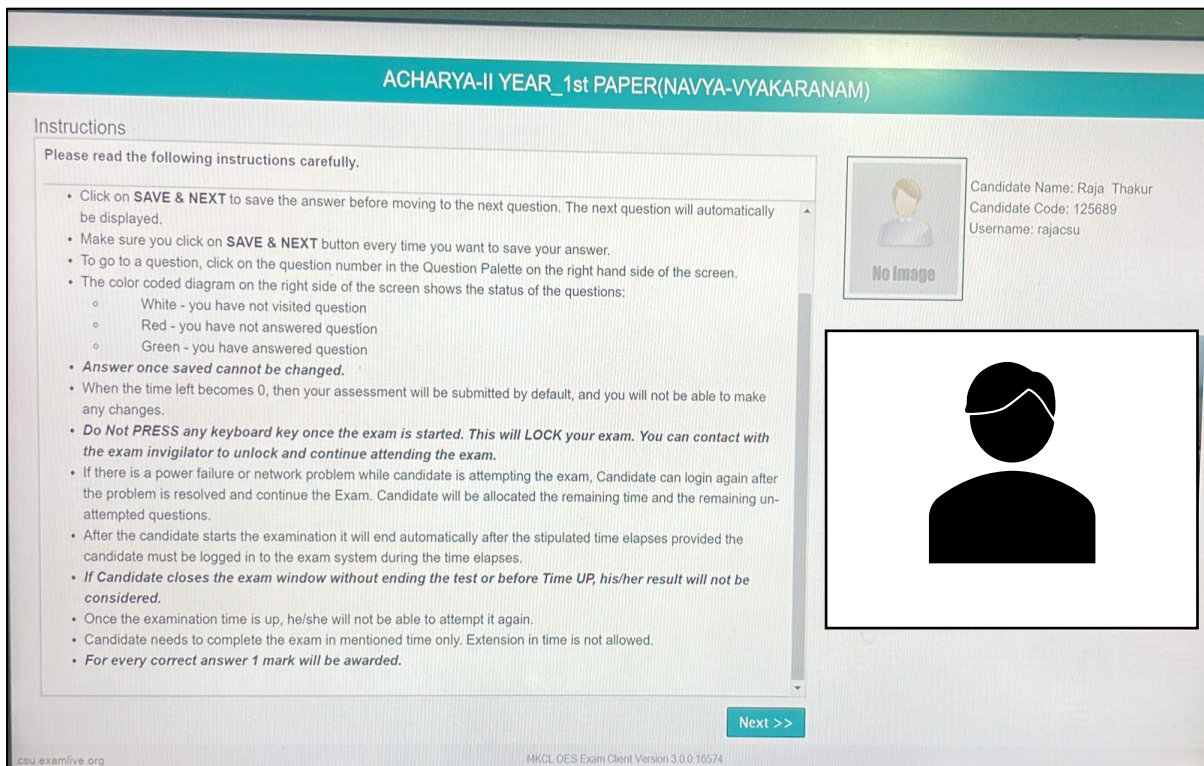
Step 6: Verify the Details and Click on “Take a Test”



Step 7: Capture your Photograph, tick on box and Proceed



Step 8: Read Instruction Carefully and Click on “Next Button”



Step 9: Read Instruction Carefully and Click on "I am ready to begin".

ACHARYA-II YEAR_1st PAPER(NAVYA-VYAKARANAM)

Instructions

Other Important Instructions

- There will be 70 questions and 120 minutes duration will be given to attempt these questions.
- For every correct answer 1 mark will be awarded.
- After starting the examination, it cannot be ended for the 120 minutes.
- You are not allowed to exit the exam or exam hall before 120 minutes.

Candidate Name: Raja Thakur
Candidate Code: 125689
Username: rajacsu

No Image

Choose default Language: Sanskrit

Please note all questions will appear in your default language. This language can be changed for a particular question later on.

I have read and understood all the instructions provided. The Keyboard and Mouse of this computer is in working condition and I have verified the same before starting the exam.

I am ready to begin Cancel << Previous

csu.examlive.org MKCL OES Exam Client Version 3.0.0.16574

Step 10: Attempt the visible questions. Also, you can select any question as you want to attempt by clicking on Question Number. After selecting option, always click on Save and next. Once Saved, you will not be able to change the answer.

The 'End Test' button will be enabled after 90% of the exam duration has elapsed. Enter the Password to end the exam. If time is up, it will end automatically.

ACHARYA-II YEAR_1st PAPER(NAVYA-VYAKARANAM)

Total questions in exam: 70 | Answered: 0

Question No. 1

अर्थवद्ग्रहणस्य शेखरकारमते किं फलम्?

- काण्डे इत्यत्र संज्ञाभावः
- वाक्यस्य संज्ञाभावः
- केवलानर्थकपदसमुदायस्य संज्ञाभावः
- धनं वनम् इत्यादौ प्रतिवर्ण संज्ञाभावः

Save & Next

User: rajacsu

Time Remaining: 119:53

Number of main questions: 70
Number of questions: 70

0 Answered 1 Not Answered
69 Not Visited 0 Partially Answered

| | | | | | | |
|----|----|-------------|----|----|----|----|
| 1 | 2 | 3 | 4 | 5 | 6 | 7 |
| 8 | 9 | 10 | 11 | 12 | 13 | 14 |
| 15 | 16 | 17 | 18 | 19 | 20 | 21 |
| 22 | 23 | Not Visited | 25 | 26 | 27 | 28 |
| 29 | 30 | 31 | 32 | 33 | 34 | 35 |
| 36 | 37 | 38 | 39 | 40 | 41 | 42 |
| 43 | 44 | 45 | 46 | 47 | 48 | 49 |
| 50 | 51 | 52 | 53 | 54 | 55 | 56 |
| 57 | 58 | 59 | 60 | 61 | 62 | 63 |
| 64 | 65 | 66 | 67 | 68 | 69 | 70 |

Profile Instructions End Test

csu.examlive.org MKCL OES Exam Client Version 3.0.0.16574

User Manual for Candidate

(Step to attempt the Descriptive Based Mock and Final Exam)

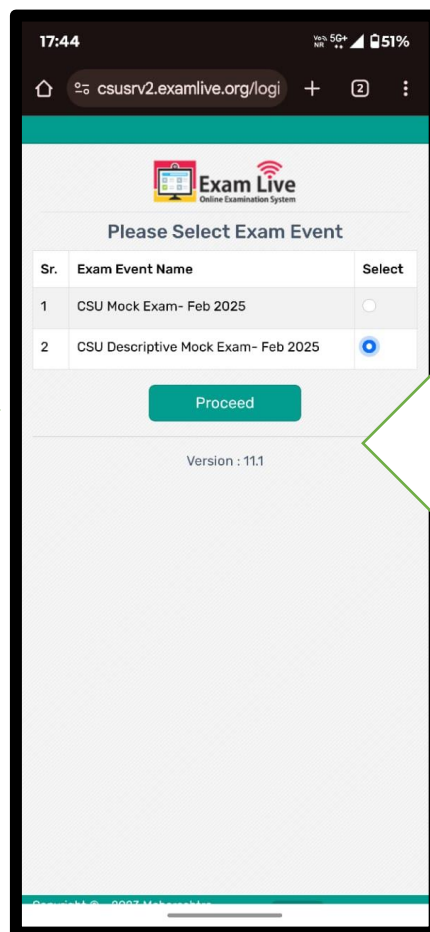
Important Note: For Descriptive Examination:

- Any Android Device (preferably device not older than 3 years) and Stand/box/any object to hold your Mobile Device.
- Google Chrome Installed
- Functional Front Camera
- Functional Back Camera
- Functional Mic
- Blue Ball Pen
- One Line Pages for attempting the questions
- Disable the Lock feature of mobile device before the exam if possible, for smooth conduction of exam.

Step 1: Login on your Mobile Device with this link:

<https://csusrv2.examlive.org/login/eventSelection>

Display of Exam
Page on Mobile
Device



Select the Exam Event
as Descriptive for
both Mock and Final
Exam on Day of
Examination and
proceed.

Name of Exam Event
will be:

- For Mock: CSU
Descriptive
Mock Exam-
Feb 2025
- For Final Exam:
CSU
Descriptive
Final Exam-
(date of exam)
Feb 2025

Important Note:


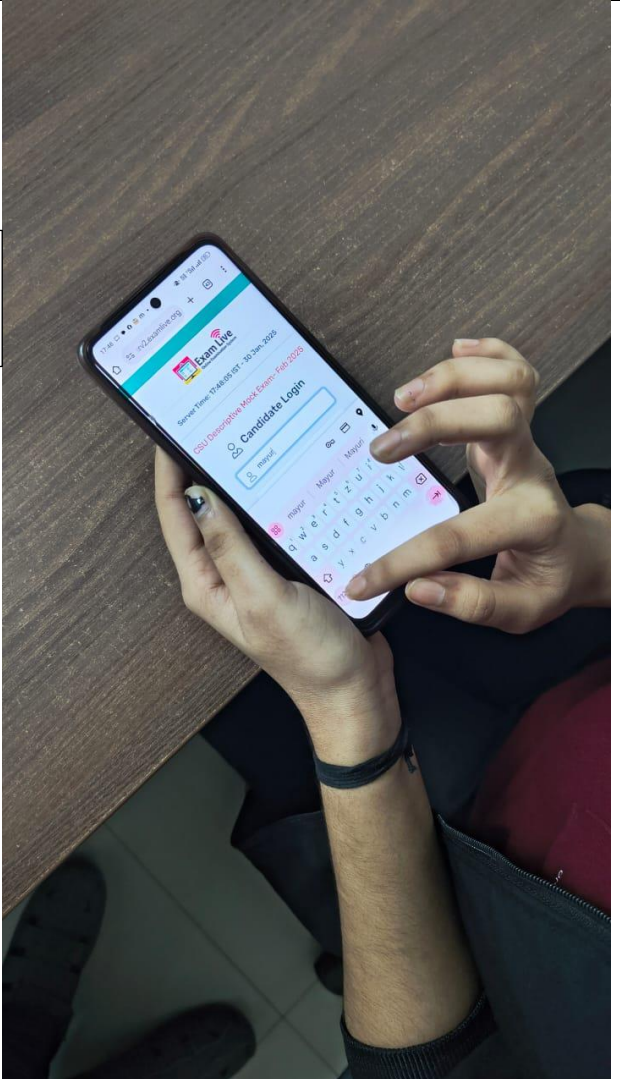
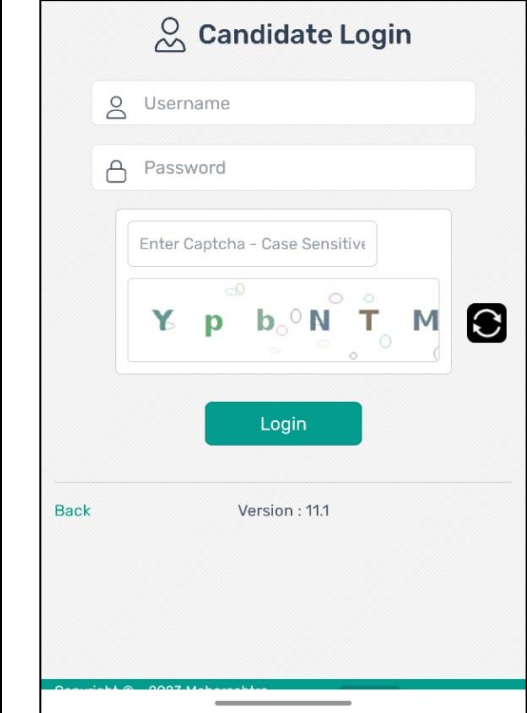
1. Mock Exam Will be visible from 31st Jan 2025 09.00 AM and will remain active till 13th Feb 2025 to make you familiar with descriptive Exam process.

Mock Exam is optional.

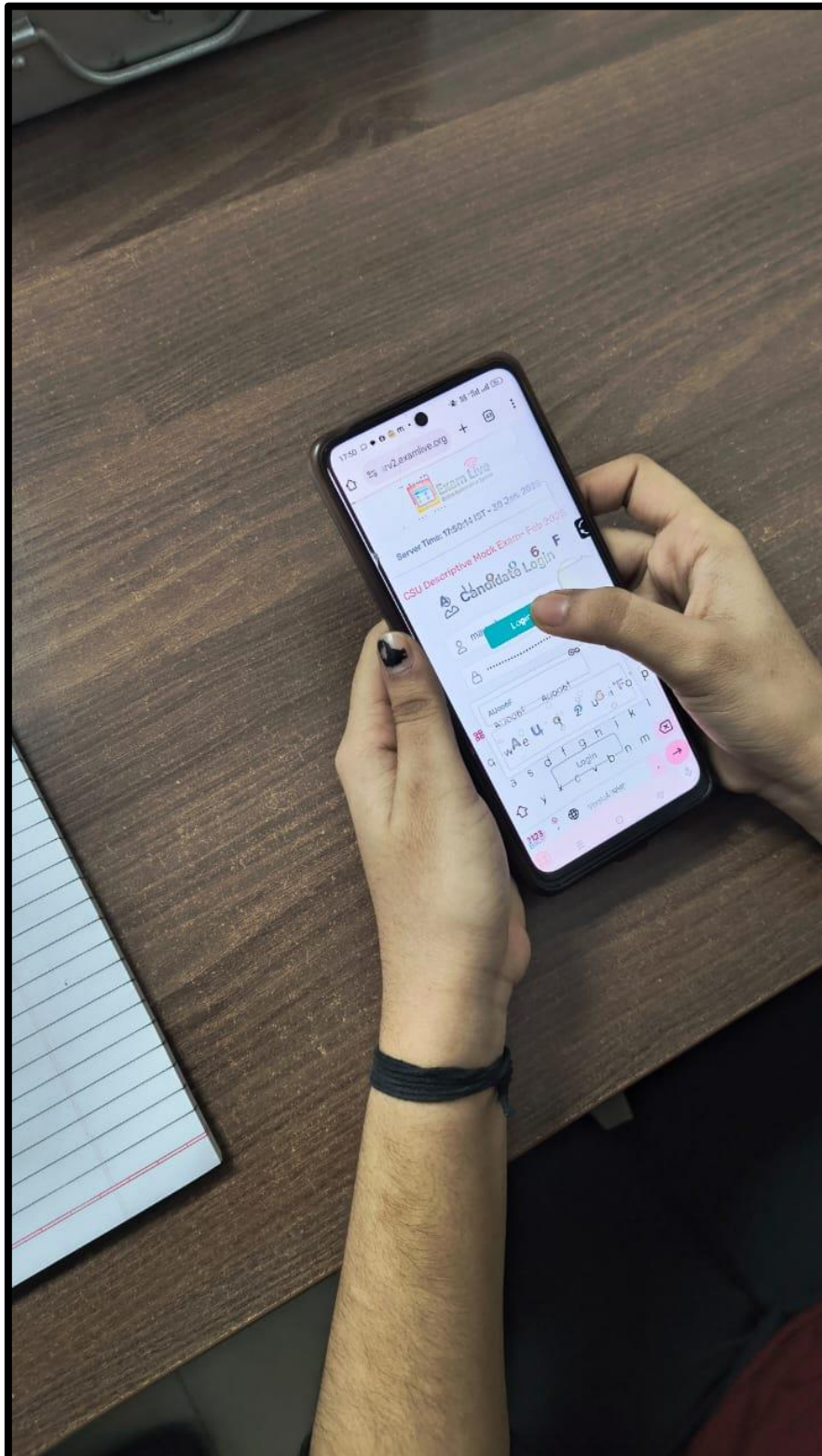
2. Final Exam will be visible as per Annual Examination Timetable declared by university. **Final Exam is Mandatory.** You can check the Annual Examination Timetable using this link:

https://www.sanskrit.nic.in/uploads/2025_01_06_MSP_Time_Table.pdf

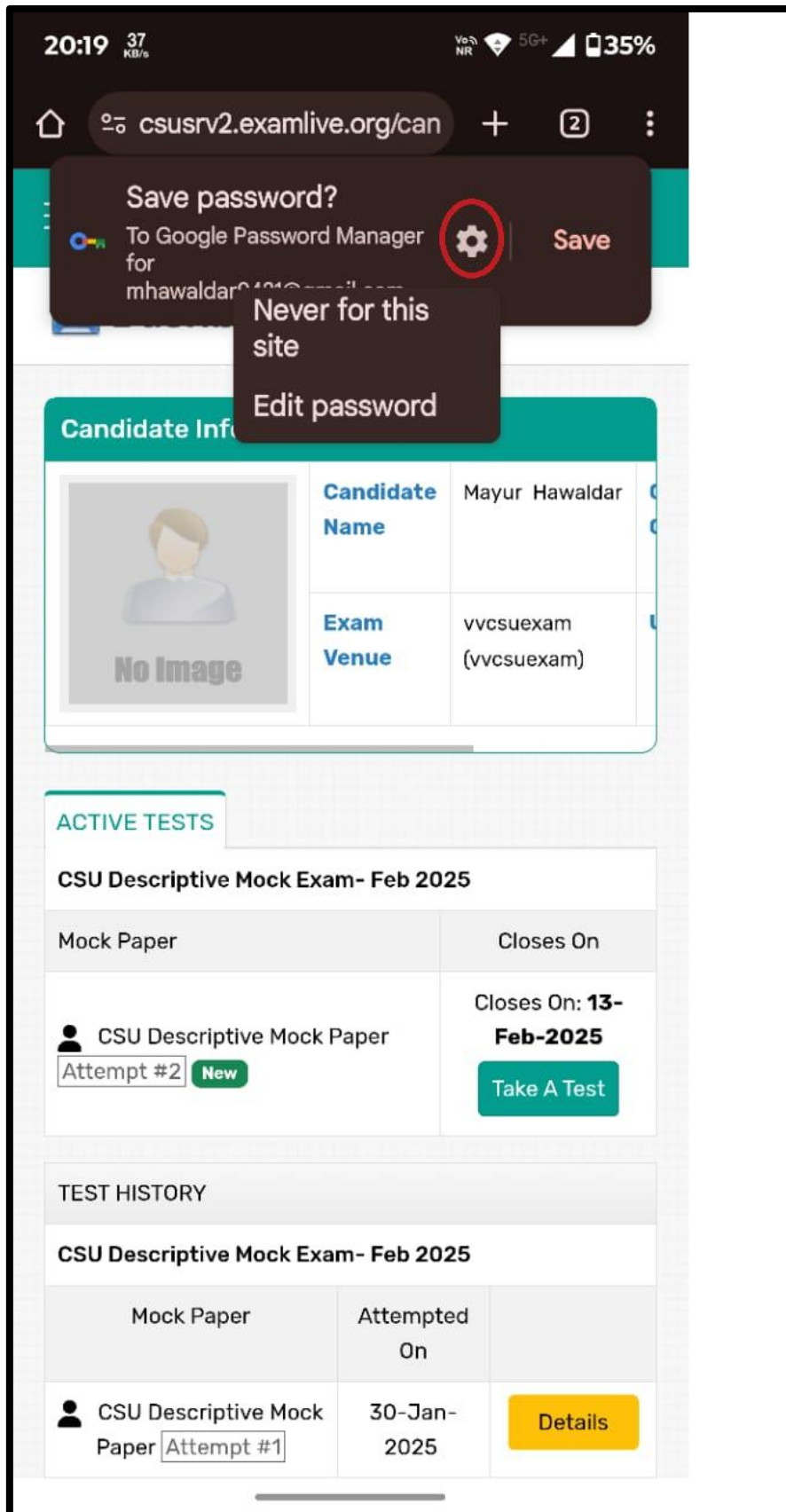
Step 2: Enter the Login Credential Details:(your university registered mail id as username and your Enrollment no. as password. It will be same for both mock and final exam)

| | |
|---|---|
|  |  |
| <p>Exam Event Name will be Visible. For Mock it will Mock Exam and For Final Exam it will be as Timetable.</p> | |
|  | |

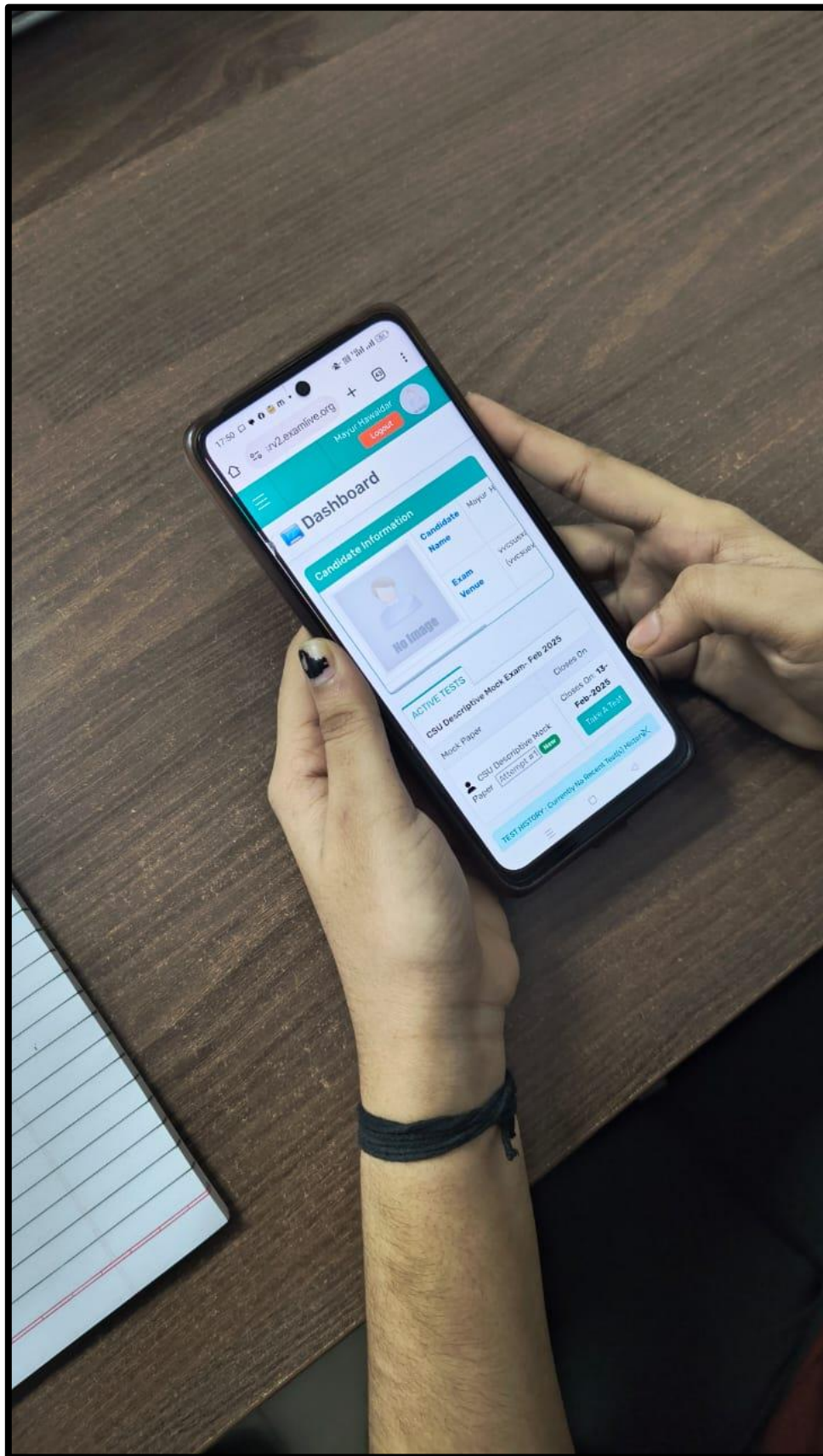
Step 3: Click on Login Button:



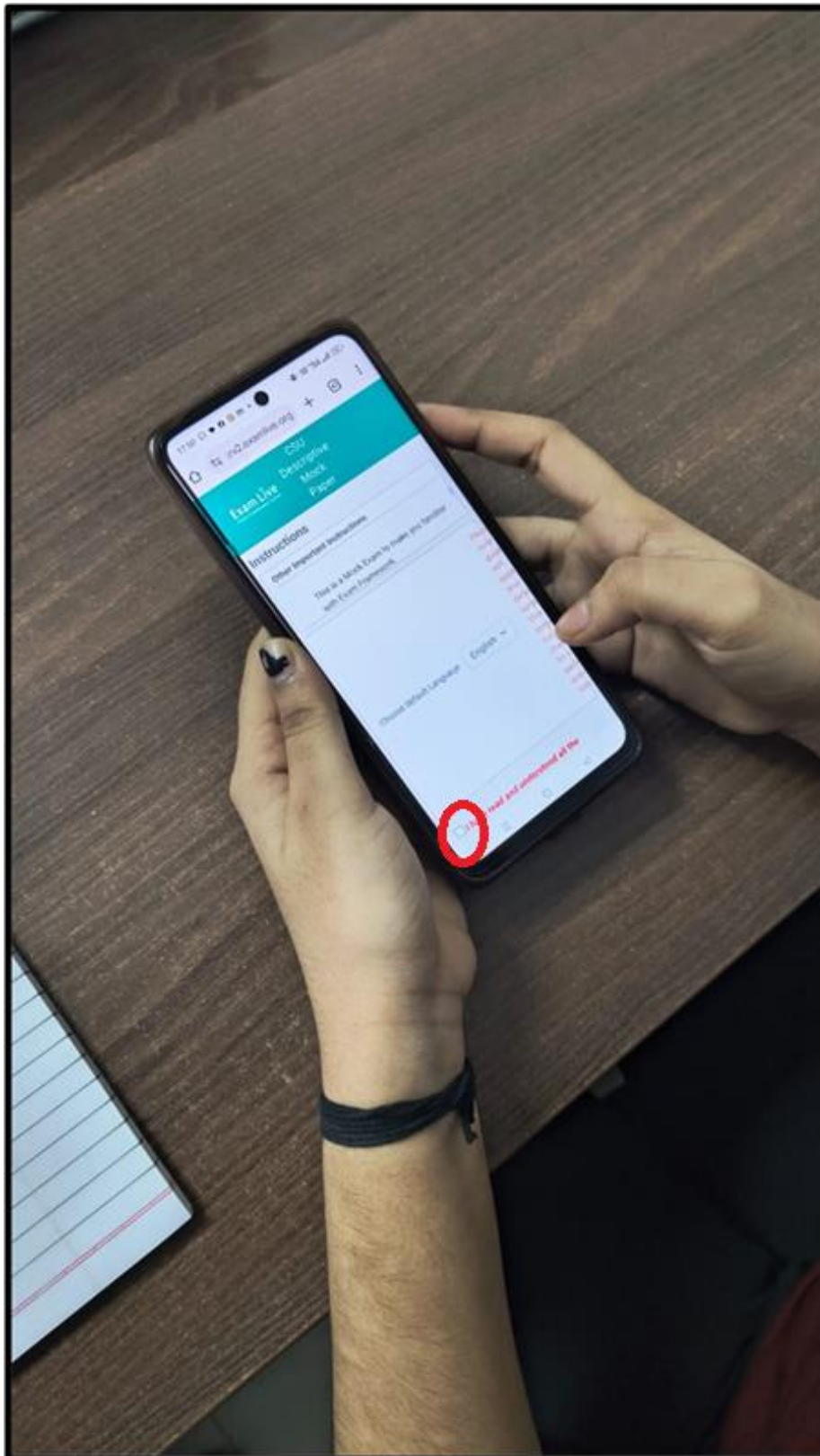
Step 4: After Login, Click Setting Icon highlighted in Red Circle and Select “Never for this Site”



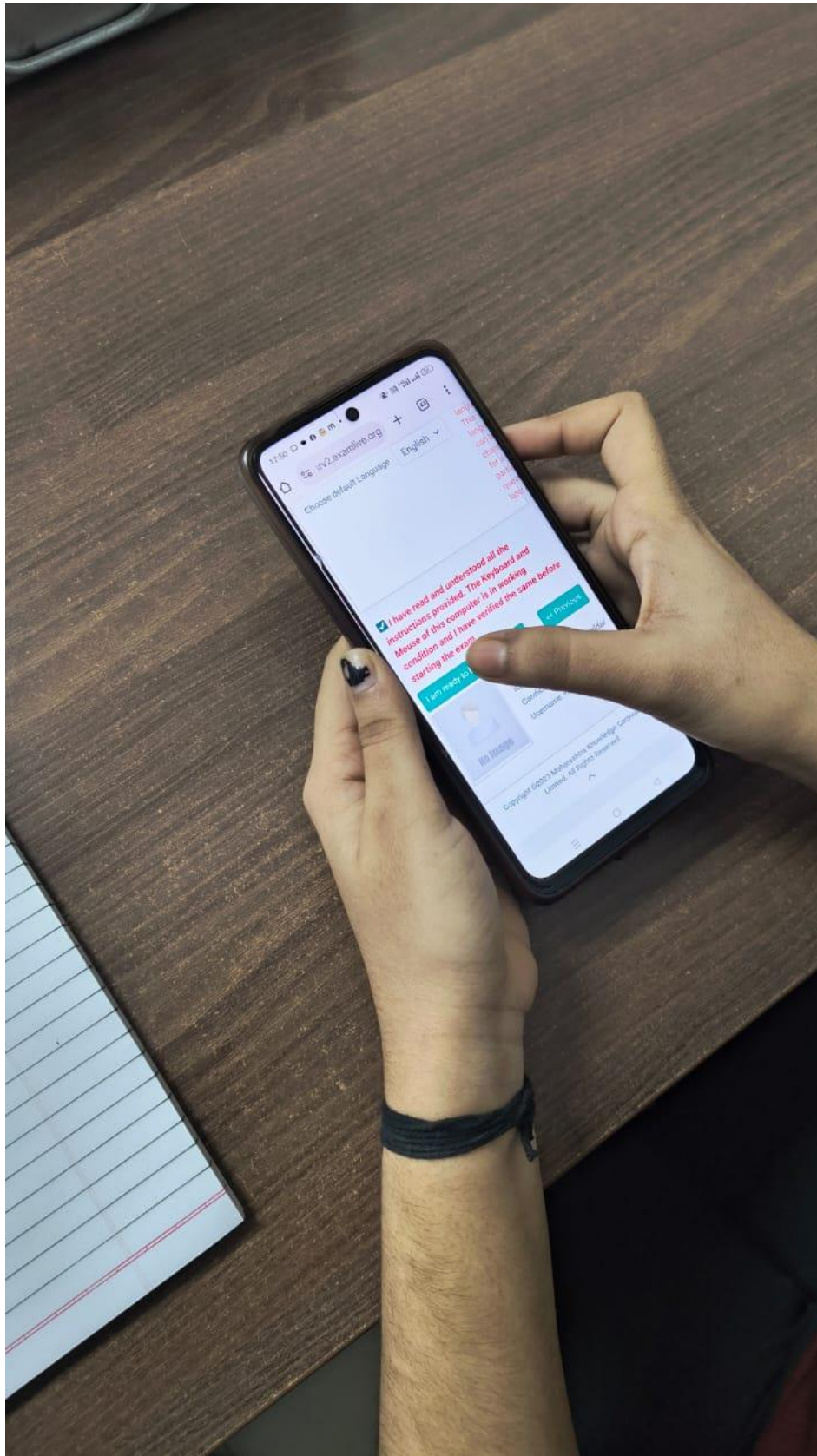
Step 5: Click on Take Test Button:



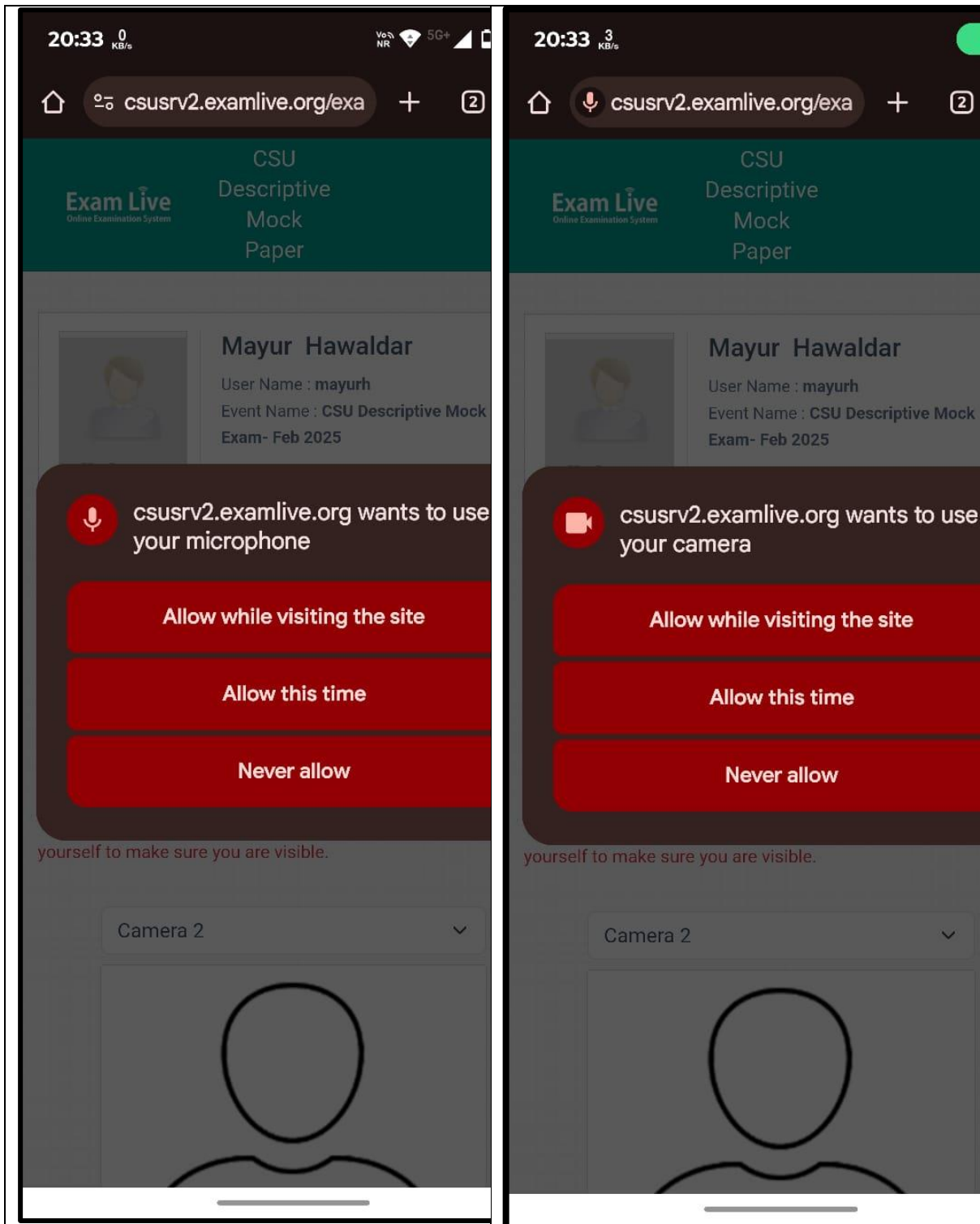
Step 6: Read the Instruction Carefully and Click on Radio Button highlighted in Red circle:



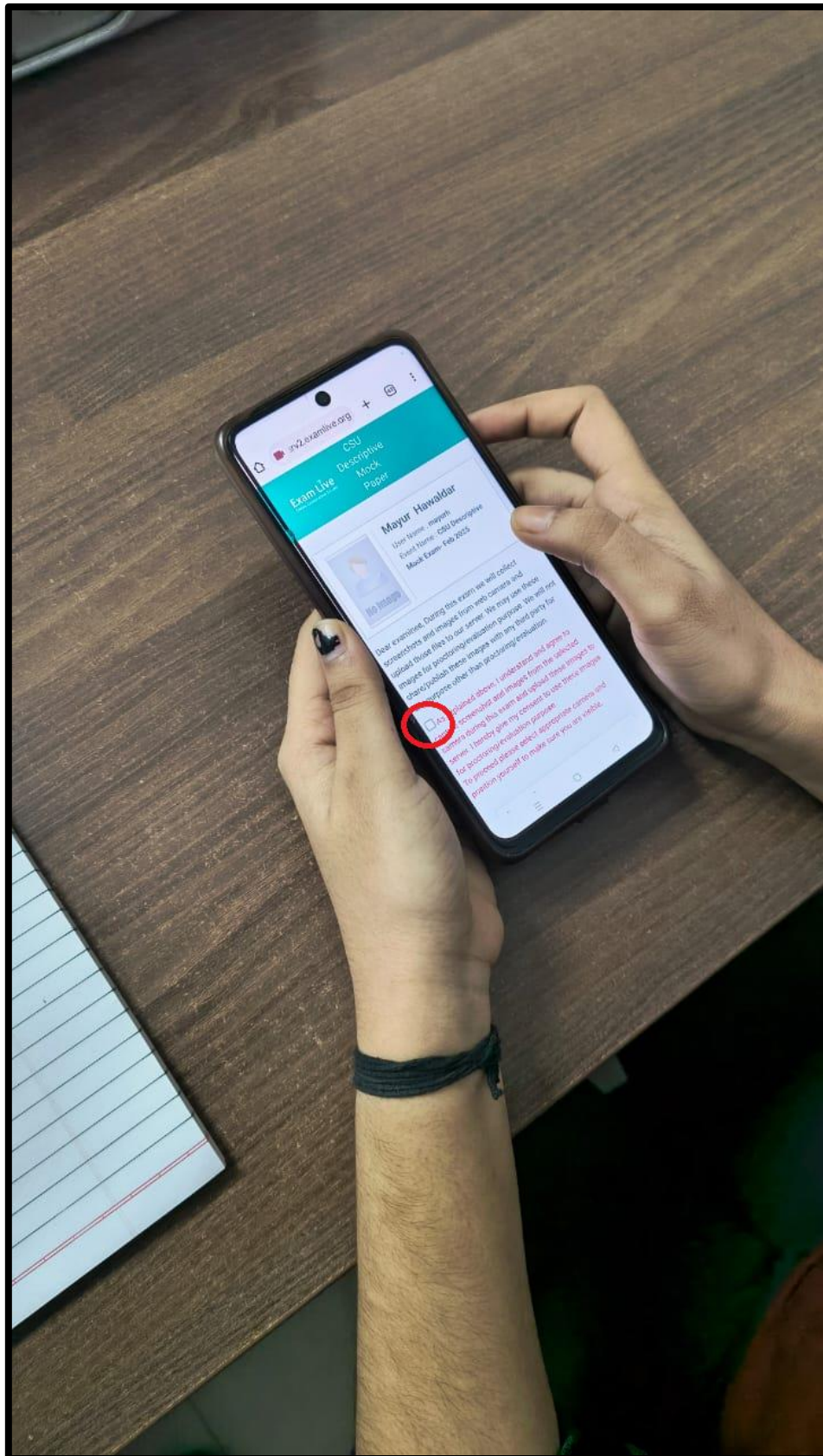
Step 7: Click on “I am ready to begin the Exam”:



Step 8: Click on Allow This Time Setting for Microphone and Camera one by one:



Step 9: Read the instruction and Click on Radio Button Highlighted in Red Circle:



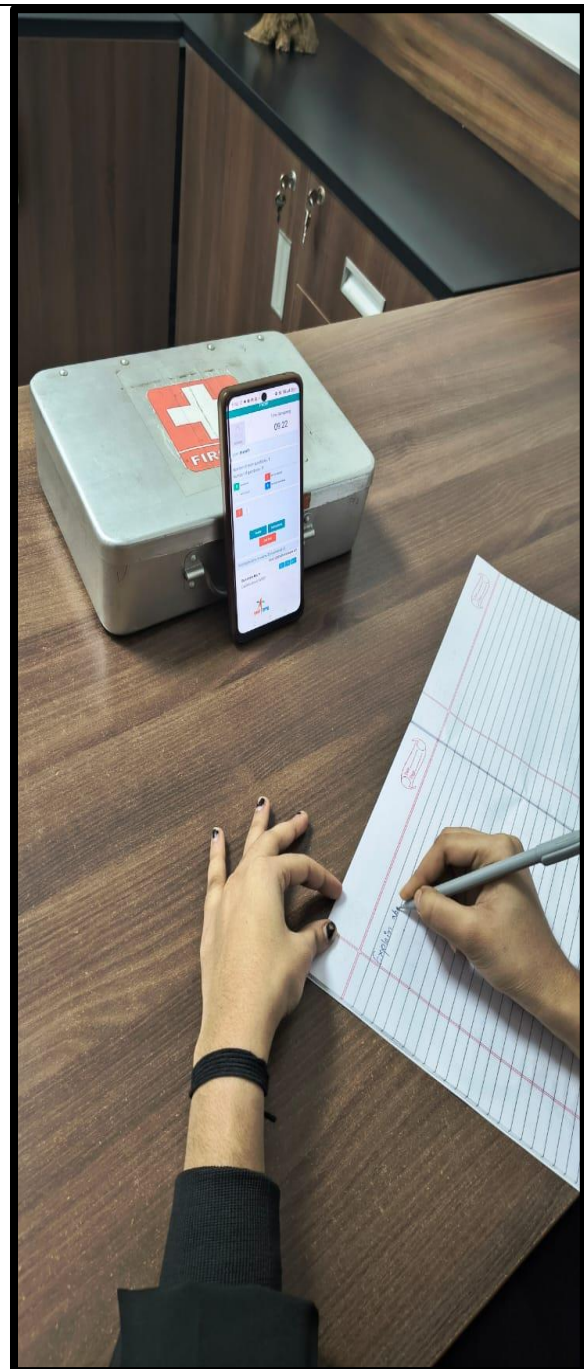
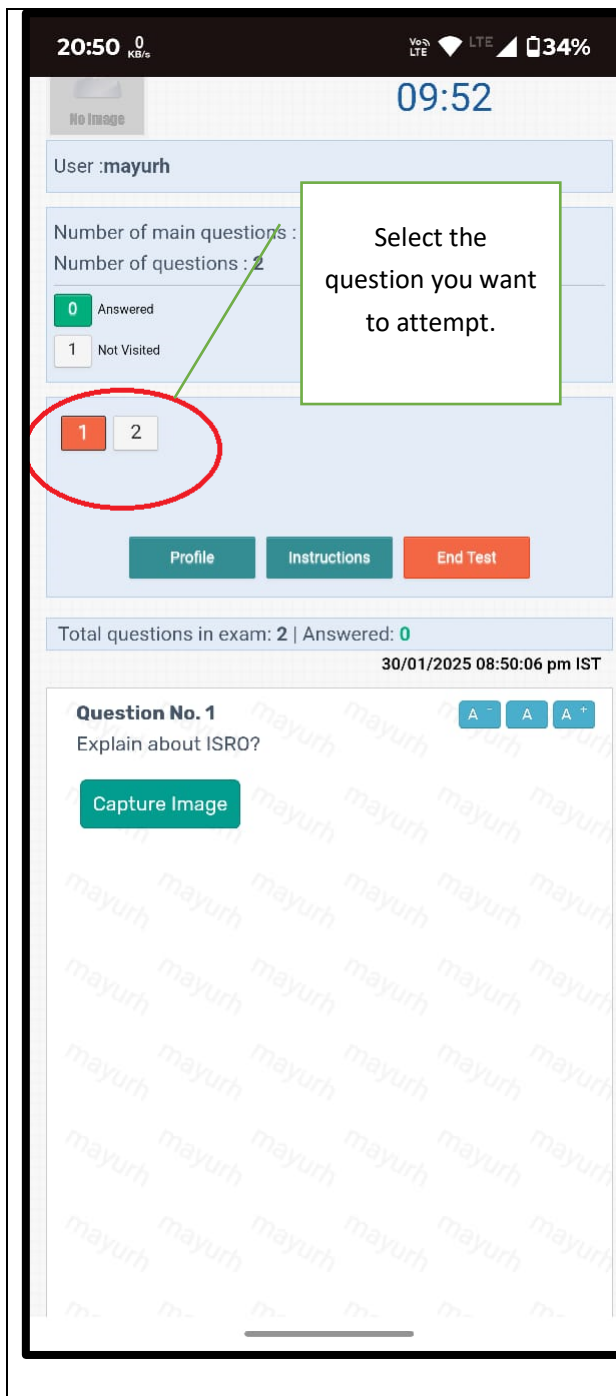
Step 10: Capture your Photo from Front Facing Camera and Proceed:




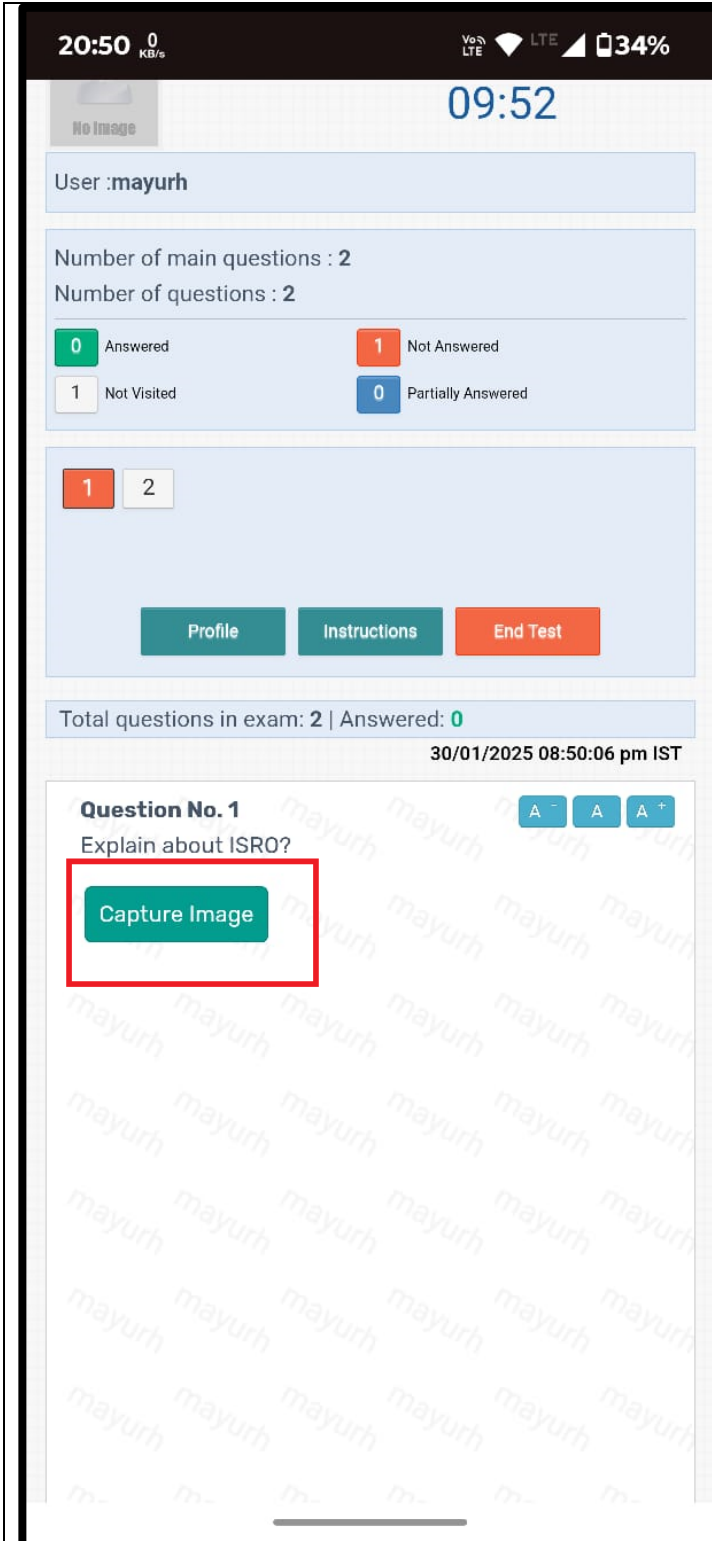
Step 11: Now your Exam will start and Put your Mobile in front of you as follow:

Question will be visible, start writing the question and answer on Single Line page. Total 6 Questions will be visible in Final Exam. 3 questions for 05 marks each & you required to attempt any two. 3 questions for 10 marks each & you required to attempt any two.

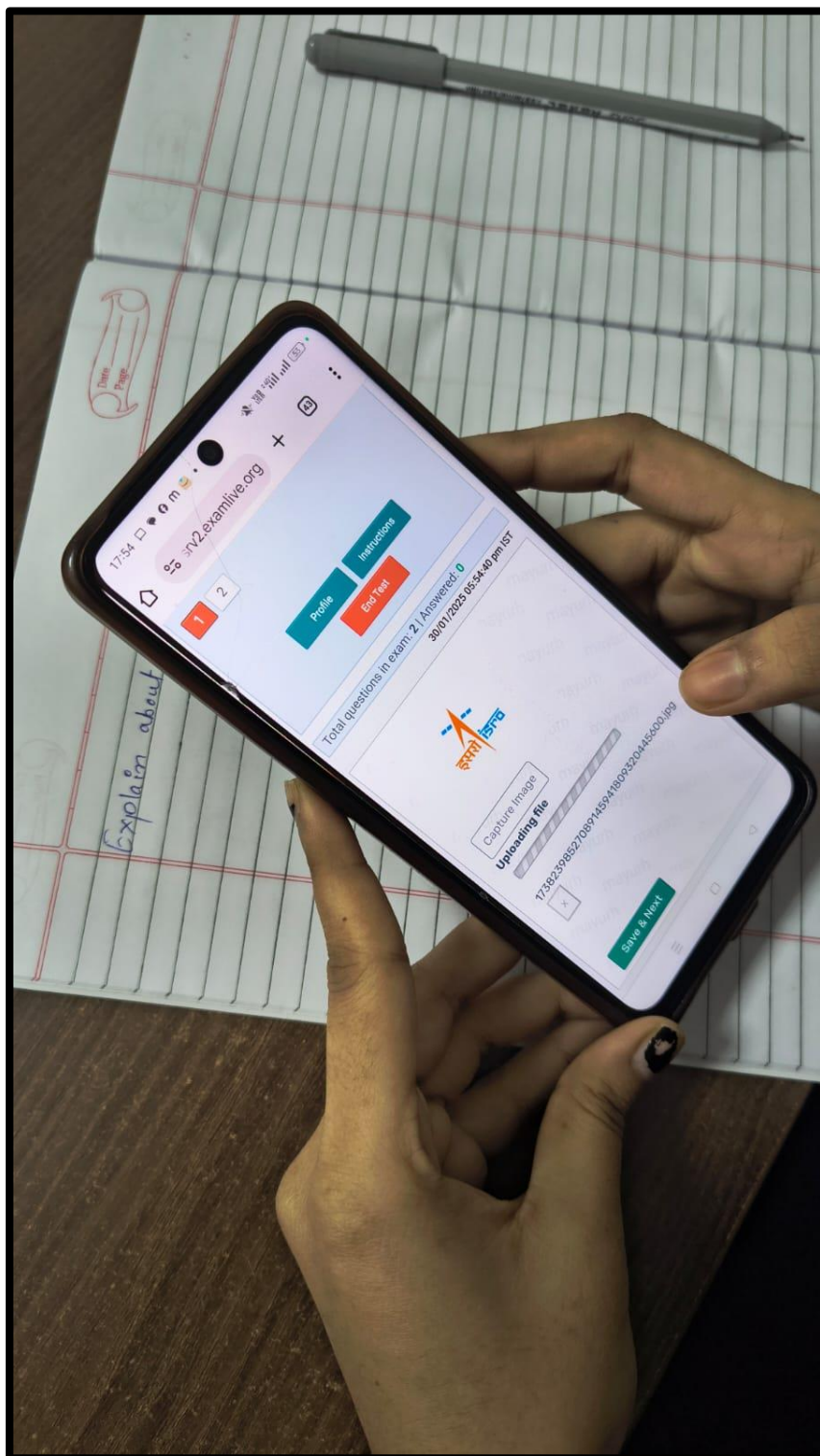
If Phone gets lock during the exam, just unlock it.



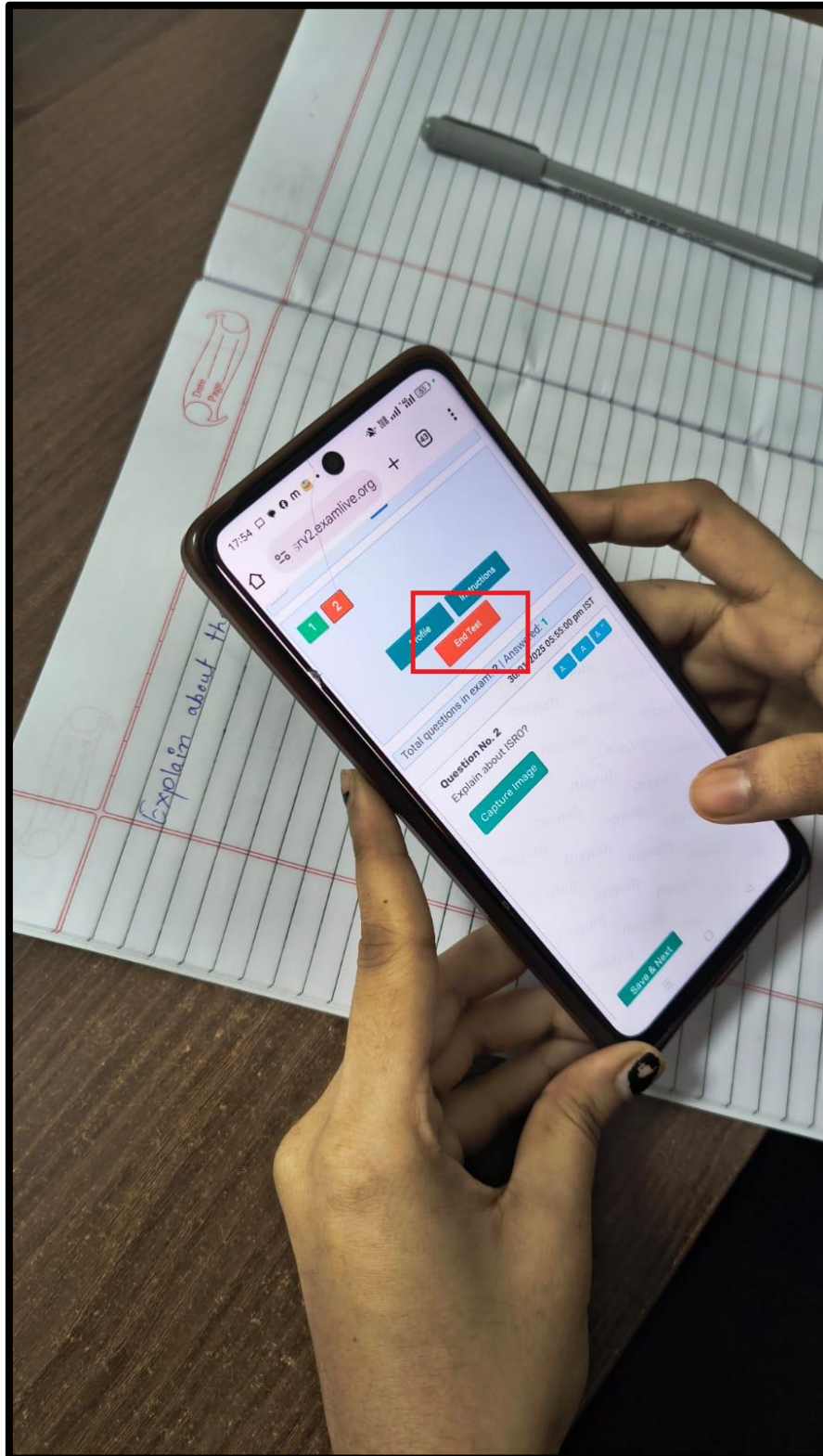
Step 12: After Completion of Each question, Capture the Image of Single Page by clicking on Capture Image:



Step 13: Uploading in Process, once uploaded Click on Save and Next:



Step 14: If you wish to end the exam, The 'End Test' button will be enabled after 90% of the exam duration has elapsed.



Step 15: Enter your password, after End Test:

Note: If time is up, exam will end automatically.

